

2013

CertainTeed

# Roofing Selection Guide

Luxury, Designer and Traditional Shingles



Shown in (large photo) Carriage House Stonegate Gray,  
(inset photos - clockwise) Grand Manor Brownstone,  
Presidential Shake Autumn Blend and  
Symphony Evergreen Blend

Northeast

**CertainTeed**  
SAINT-GOBAIN



Shown in Capital Blend

## Symphony™

- A specially-engineered composite shingle that mimics the look and feel of natural slate
- Lighter and more durable than natural slate
- Exceptional UV fade-resistant surface technology for superior color stability
- 50-year limited, transferable warranty\*
- 7-year SureStart™ protection
- 5-year 90 mph wind-resistance warranty
- ENERGY STAR® qualified
- Hip and ridge accessory available (see details in back of brochure)

\* See warranty for specific details and limitations.

CertainTeed products are tested to ensure the highest quality and comply with the following industry standards:

### Fire Resistance:

- UL Class A (with approved underlayment)

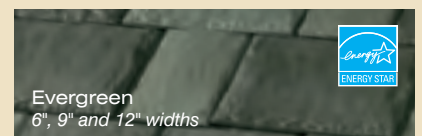
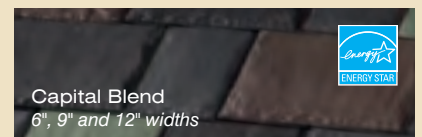
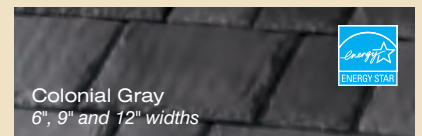



### Wind Resistance:

- ASTM D3161, 90 mph wind resistance

### Impact Resistance:

- UL2218 Class 4

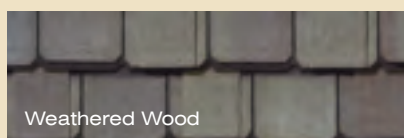
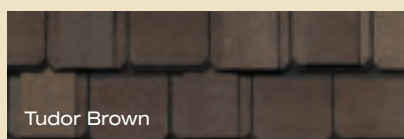


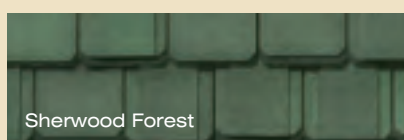
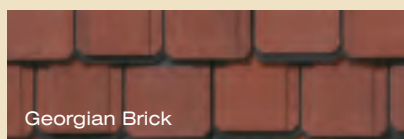
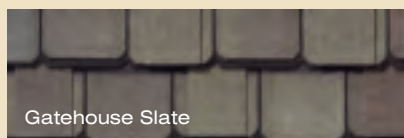
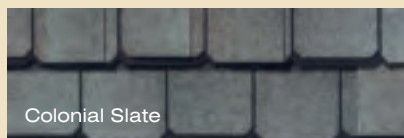


### Color Availability





# LUXURY SHINGLES

## Color Availability



## GRANDMANOR™

- Two full-size, fiber glass base shingles with randomly applied tabs
  - Authentic depth and dimension of natural slate
  - Virtual five-layer coverage when applied
  - 425 lbs. per square
  - Lifetime limited transferable warranty – residential\*
  - 50-year limited transferable warranty – group-owned or commercial\*
  - 15-year StreakFighter™ warranty
  - 10-year SureStart™ protection
  - 15-year 110 mph wind-resistance warranty
  - Wind warranty upgrade to 130 mph available.  
CertainTeed starter and CertainTeed hip and ridge required
  - High-Performance Starter and hip and ridge accessory available  
(see details in back of brochure)
- \* See warranty for specific details and limitations.*

CertainTeed products are tested to ensure the highest quality and comply with the following industry standards:

### Fire Resistance:

- UL Class A
- UL certified to meet ASTM D3018 Type 1

### Wind Resistance:

- UL certified to meet ASTM D3018 Type 1
- ASTM D3161, Class F, 110 mph wind resistance

### Tear Resistance:

- UL certified to meet ASTM D3462
- CSA standard A123.5

### Impact Resistance:

- UL2218 Class 2

### Wind Driven Rain Resistance:

- Miami-Dade Product Control Acceptance

### Quality Standards:

- ICC-ES-ESR-1389



Shown in Stonegate Gray

## CARRIAGE HOUSE™

- Two full-size, fiber glass base shingles
- Unique chamfered cut for scalloped appearance
- Four-layer coverage when applied
- 355 lbs. per square
- Lifetime limited transferable warranty – residential\*
- 50-year limited transferable warranty – group-owned or commercial\*
- 15-year StreakFighter™ warranty
- 10-year SureStart™ protection
- 15-year 110 mph wind-resistance warranty
- Wind warranty upgrade to 130 mph available.
- CertainTeed starter and CertainTeed hip and ridge required
- Hip and ridge accessory available (see details in back of brochure)

\* See warranty for specific details and limitations.

CertainTeed products are tested to ensure the highest quality and comply with the following industry standards:

### Fire Resistance:

- UL Class A
- UL certified to meet ASTM D3018 Type 1

### Wind Resistance:

- UL certified to meet ASTM D3018 Type 1
- ASTM D3161, Class F, 110 mph wind resistance

### Tear Resistance:

- UL certified to meet ASTM D3462
- CSA standard A123.5

### Impact Resistance:

- UL2218 Class 1

### Wind Driven Rain Resistance:

- Miami-Dade Product Control Acceptance


### Quality Standards:

- ICC-ES-ESR-1389


### GRAND MANOR and CARRIAGE HOUSE SHINGLES

These two shingles can be combined to create a myriad of custom patterns, emulating traditional slate roof designs.


#### Color Availability




Black Pearl



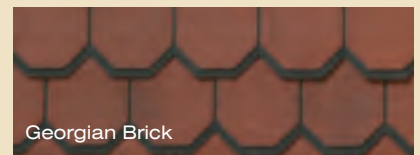
Brownstone



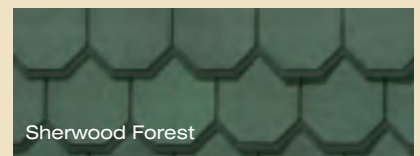
Colonial Slate




Gatehouse Slate




Georgian Brick



Sherwood Forest



Stonegate Gray




Victorian Blue




# LUXURY SHINGLES


## Color Availability




Aged Bark



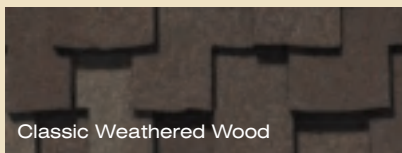
Autumn Blend




Charcoal Black




Chestnut




Classic Weathered Wood



Shadow Gray



Spanish Tile



Weathered Wood

Shown in Classic Weathered Wood

## PRESIDENTIAL SHAKE™ TL

Triple Laminate

- Three-piece laminated fiber glass construction
- Distinctive sculpted, rustic look
- 480 lbs. per square
- Lifetime limited transferable warranty – residential\*
- 50-year limited transferable warranty – group-owned or commercial\*
- 15-year StreakFighter™ warranty
- 10-year SureStart™ protection
- 15-year 110 mph wind-resistance warranty
- Wind warranty upgrade to 130 mph available.
- CertainTeed starter and CertainTeed hip and ridge required
- Presidential Starter (required) and hip and ridge accessory available (see details in back of brochure)

*\* See warranty for specific details and limitations.*

CertainTeed products are tested to ensure the highest quality and comply with the following industry standards:

### Fire Resistance:

- UL Class A
- UL certified to meet ASTM D3018 Type 1

### Wind Resistance:

- UL certified to meet ASTM D3018 Type 1
- ASTM D3161, Class F, 110 mph wind resistance

### Tear Resistance:

- UL certified to meet ASTM D3462
- CSA standard A123.5

### Wind Driven Rain Resistance:

- Miami-Dade Product Control Acceptance

### Quality Standards:

- ICC-ES-ESR-1389



Shown in Weathered Wood

## PRESIDENTIAL SHAKE™

- Two-piece laminated fiber glass construction
- Distinctive sculpted, rustic look
- 355 lbs. per square
- Lifetime limited transferable warranty – residential\*
- 50-year limited transferable warranty – group-owned or commercial\*
- 15-year StreakFighter™ warranty
- 10-year SureStart™ protection
- 15-year 110 mph wind-resistance warranty
- Wind warranty upgrade to 130 mph available.  
CertainTeed starter and CertainTeed hip and ridge required
- Presidential Starter (required) and hip and ridge accessory available  
(see details in back of brochure)
- Impact Resistant version available (select colors\*\*)
- Available in Presidential Solaris version, an ENERGY STAR® qualified roof product that meets both solar reflectance and thermal emissivity requirements. (select colors\*\*\*)

\* See warranty for specific details and limitations.

CertainTeed products are tested to ensure the highest quality and comply with the following industry standards:

### Fire Resistance:

- UL Class A
- UL certified to meet ASTM D3018 Type 1

### Wind Resistance:

- UL certified to meet ASTM D3018 Type 1
- ASTM D3161, Class F, 110 mph wind resistance

### Impact Resistance:

- Presidential Shake IR is UL2218, Class 4 Impact Resistance (select colors\*\* only)

### Tear Resistance:

- UL certified to meet ASTM D3462
- CSA standard A123.5

### Wind Driven Rain Resistance:

- Miami-Dade Product Control Acceptance

### Quality Standards:


- ICC-ES-ESR-1389




### Color Availability



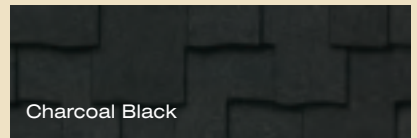
Aged Bark




Autumn Blend\*\*



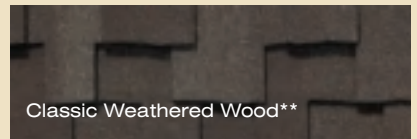
Chaparral Cedar



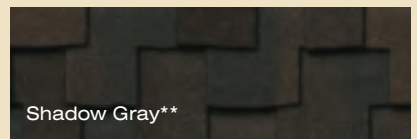
Charcoal Black




Chestnut



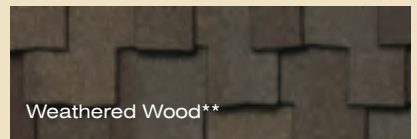
Classic Weathered Wood\*\*



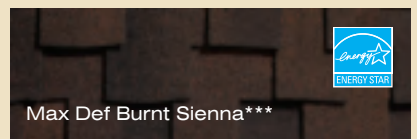
Shadow Gray\*\*



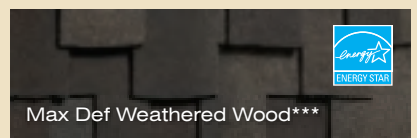
Slate Gray



Weathered Wood\*\*



Max Def Burnt Sienna\*\*\*

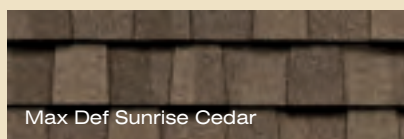
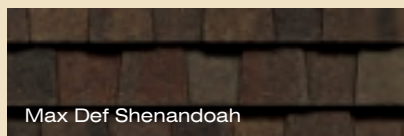
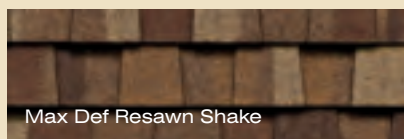
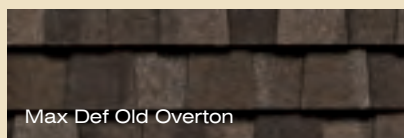
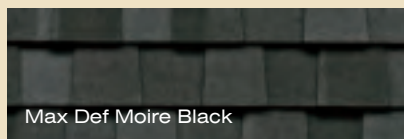
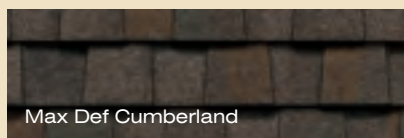
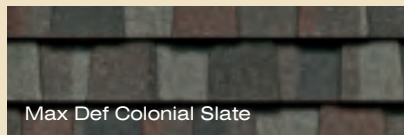
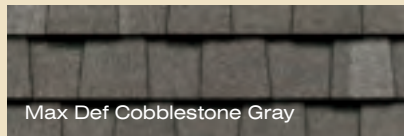
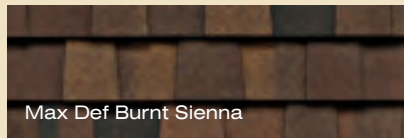


Max Def Weathered Wood\*\*\*



# LUXURY SHINGLES

## Color Availability



Shown in Max Def Shenandoah

## LANDMARK™ TL

Triple Laminate

- Three-piece laminated fiber glass construction
- Rustic appearance of hand-split wood shakes
- 305 lbs. per square
- Lifetime limited transferable warranty – residential\*
- 50-year limited transferable warranty – group-owned or commercial\*
- 15-year StreakFighter™ warranty
- 10-year SureStart™ protection
- 15-year 110 mph wind-resistance warranty
- Wind warranty upgrade to 130 mph available.
- CertainTeed starter and CertainTeed hip and ridge required
- CertainTeed Starter and hip and ridge accessory available (see details in back of brochure)

*\* See warranty for specific details and limitations.*

CertainTeed products are tested to ensure the highest quality and comply with the following industry standards:

### Fire Resistance:

- UL Class A
- UL certified to meet ASTM D3018 Type 1

### Wind Resistance:

- UL certified to meet ASTM D3018 Type 1
- ASTM D3161, Class F, 110 mph wind resistance

### Tear Resistance:

- UL certified to meet ASTM D3462
- CSA standard A123.5

### Wind Driven Rain Resistance:

- Miami-Dade Product Control Acceptance

### Quality Standards:

- ICC-ES-ESR-1389



Shown in Max Def Moire Black

## LANDMARK™ PRO

- Two-piece laminated fiber glass base construction
- Classic shades and dimensional appearance of natural wood or slate
- 250 lbs. per square
- Lifetime limited transferable warranty – residential\*
- 50-year limited transferable warranty – group-owned or commercial\*
- 15-year StreakFighter™ warranty
- 10-year SureStart™ protection
- 15-year 110 mph wind-resistance warranty
- Wind warranty upgrade to 130 mph available. CertainTeed starter and CertainTeed hip and ridge required
- CertainTeed Starter and hip and ridge accessory available (see details in back of brochure)

\* See warranty for specific details and limitations.

CertainTeed products are tested to ensure the highest quality and comply with the following industry standards:

### Fire Resistance:

- UL Class A
- UL certified to meet ASTM D3018 Type 1

### Wind Resistance:

- UL certified to meet ASTM D3018 Type 1
- ASTM D3161 wind resistance

### Tear Resistance:

- UL certified to meet ASTM D3462
- CSA standard A123.5

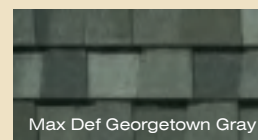
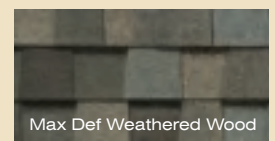
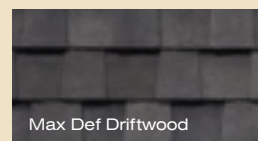
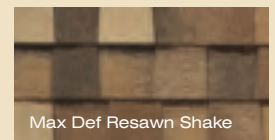
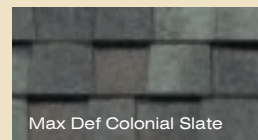
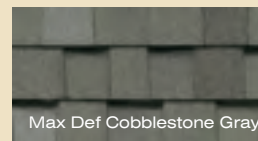
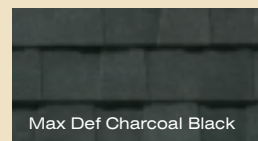
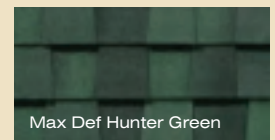
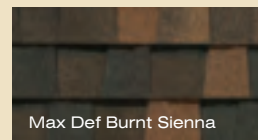
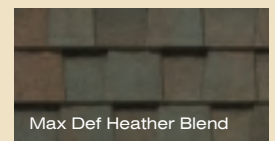

### Quality Standards:

- ICC-ES-ESR-1389

### Also available in Landmark™ Premium:

A heavier weight product (300 lb. per square) available in six maximum definition colors (Max Def Burnt Sienna, Max Def Colonial Slate, Max Def Moire Black, Max Def Pewterwood, Max Def Resawn Shake and Max Def Weathered Wood) with the same warranties and performance ratings as Landmark Pro.

### Color Availability






# DESIGNER SHINGLES

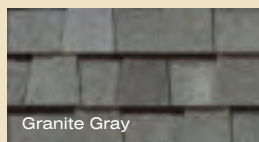
**"Best Buy"**

As ranked by a leading  
Consumer Magazine.


## Color Availability



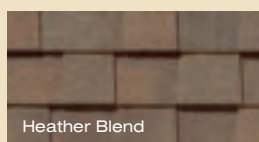
Atlantic Blue



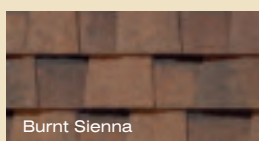
Granite Gray




Birchwood



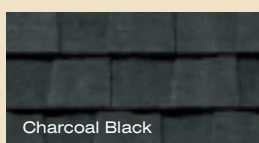
Heather Blend



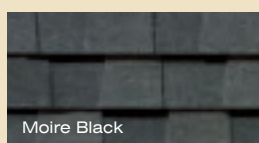
Burnt Sienna



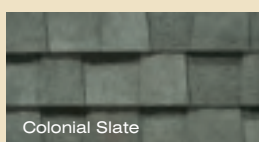
Hunter Green




Charcoal Black



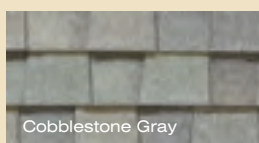
Moire Black




Colonial Slate



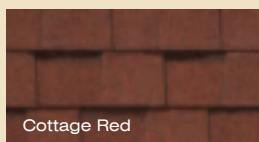
Pewterwood



Cobblestone Gray




Resawn Shake



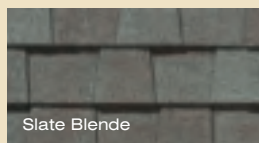
Cottage Red



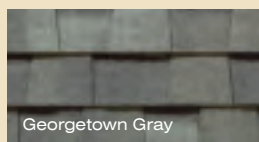
Silver Birch



Driftwood



Slate Blende



Georgetown Gray



Weathered Wood

Shown in Moire Black

## LANDMARK™

- Two-piece laminated fiber glass base construction
- Classic shades and dimensional appearance of natural wood or slate
- 240 lbs. per square
- Lifetime limited transferable warranty\*
- 10-year StreakFighter™ warranty
- 10-year SureStart™ protection
- 15-year 110 mph wind-resistance warranty
- Wind warranty upgrade to 130 mph available.
- CertainTeed Starter and CertainTeed hip and ridge required (see details in back of brochure)
- CertainTeed Starter and hip and ridge accessory available (see details in back of brochure)

\* See warranty for specific details and limitations.

CertainTeed products are tested to ensure the highest quality and comply with the following industry standards:

### Fire Resistance:

- UL Class A
- UL certified to meet ASTM D3018 Type 1

### Wind Resistance:

- UL certified to meet ASTM D3018 Type 1
- ASTM D3161 wind resistance

### Tear Resistance:

- UL certified to meet ASTM D3462
- CSA standard A123.5

### Quality Standards:

- ICC-ES-ESR-1389



Shown in Max Def Heather Blend

## Solaris<sup>TM</sup>

LANDMARK

SOLAR REFLECTIVE SHINGLES

- Two-piece laminated fiber glass-based construction
- Classic shades and dimensional appearance of natural wood or slate
- 250 lbs. per square
- Meets ENERGY STAR® requirements
- Lifetime limited transferable warranty – residential\*
- 50-year limited transferable warranty – group-owned or commercial\*
- 15-year StreakFighter™ warranty
- 10-year SureStart™ protection
- 15-year 110 mph wind-resistance warranty
- Wind warranty upgrade to 130 mph available. CertainTeed starter and CertainTeed hip and ridge required
- Impact Resistant version available (select colors\*\*)

\* See warranty for specific details and limitations.



### Landmark Solaris Solar Reflectivity (SR), Thermal Emittance (TE) & Solar Reflectance Index (SRI) Data

Solaris Blend Name	CRRC Initial SR	CRRC Initial TE	ASTM E408 TE	Solar Reflectance Index (SRI)*
<b>LANDMARK SOLARIS</b>				
Aged Cedar	.26	.92	.95	29
Crystal Gray	.27	.92	.95	30
Dusky Clay	.26	.93	.95	29
Sunset Shake	.26	.92	.95	29
<b>LANDMARK SOLARIS GOLD</b>				
Max Def Burnt Sienna	.26	.91	.95	29
Max Def Heather Blend	.26	.93	.96	29
Max Def Resawn Shake	.26	.88	.96	29
Max Def Stonegate Gray	.26	.91	.95	29
Max Def Weathered Wood	.26	.90	.95	29
<b>LANDMARK SOLARIS PLATINUM</b>				
Sierra Buff	.41	.92	.95	48
Coastal Tan	.40	.91	.95	47
Santa Fe	.40	.90	.94	47

\* Solar Reflectance Index (SRI) values were calculated using ASTM E408 TE values.

#### Color Availability

##### LANDMARK SOLARIS



##### LANDMARK SOLARIS GOLD



##### LANDMARK SOLARIS PLATINUM

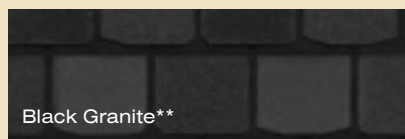




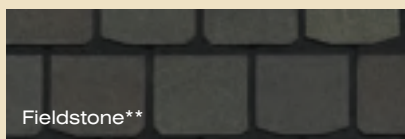
# DESIGNER SHINGLES



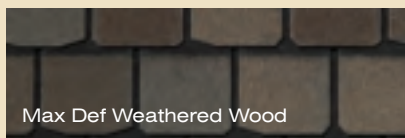
## Color Availability



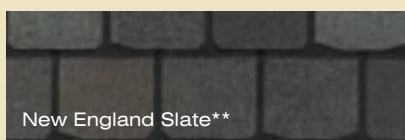
Black Granite\*\*




Fieldstone\*\*



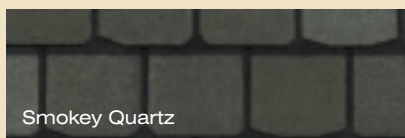
Max Def Weathered Wood



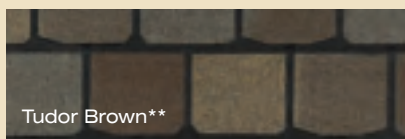
New England Slate\*\*



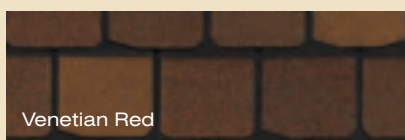
Saddle Brown



Smokey Quartz




Tudor Brown\*\*



Venetian Red

Shown in Fieldstone

# Highland Slate™

- Single layer fiber glass-based construction
- Blended shades and dimensional appearance of natural slate
- 8" exposure, 18" x 36" size, 240 lbs per square
- Lifetime limited transferable warranty – residential\*
- 50-year limited transferable warranty – group-owned or commercial\*
- 15-year StreakFighter™ warranty
- 10-year SureStart™ protection
- 15-year 110 mph wind-resistance warranty
- Wind warranty upgrade to 130 mph available. CertainTeed starter and CertainTeed hip and ridge required
- Impact Resistant version available (select colors\*\*) 

\* See warranty for specific details and limitations.

## Fire Resistance:

- UL Certified to meet ASTM D3018, Type 1
- UL 790 Class A Fire Resistance
- ASTM E 108 Class A Fire Resistance

## Wind Resistance:

- UL 2390/ASTM D 6381 Class H Wind Resistance
- ASTM D3161, Class F 110 mph Wind Resistance

## Impact Resistance:

- Highland Slate IR is UL2218, Class 4 Impact Resistance (select colors only)

## Tear Resistance:

- UL Certified to meet ASTM D3462
- CSA Standard A123.5

## Wind Driven Rain Resistance:

- Miami-Dade Product Control Acceptance

## Quality Standards:

- ICC-ES-ESR-1389



Shown in Weathered Wood

## INDEPENDENCE™

- One full-size, fiber glass base shingle with randomly applied tabs
- Deep shadow lines and random tabs create a distinct dimensional look
- 250 lbs. per square
- Lifetime limited transferable warranty – residential\*
- 50-year limited transferable warranty – group-owned or commercial\*
- 15-year StreakFighter™ warranty
- 10-year SureStart™ protection
- 15-year 110 mph wind-resistance warranty
- Wind warranty upgrade to 130 mph available.
- CertainTeed starter and CertainTeed hip and ridge required
- CertainTeed Starter and hip and ridge accessory available (see details in back of brochure)

\* See warranty for specific details and limitations.

CertainTeed products are tested to ensure the highest quality and comply with the following industry standards:

### Fire Resistance:

- UL Class A
- UL certified to meet ASTM D3018 Type 1

### Wind Resistance:

- UL certified to meet ASTM D3018 Type 1
- ASTM D3161 wind resistance

### Tear Resistance:

- UL certified to meet ASTM D3462
- CSA standard A123.5


### Impact Resistance:

- UL2218 Class 1

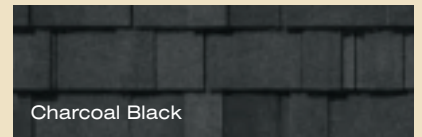
### Quality Standards:

- ICC-ES-ESR-1389

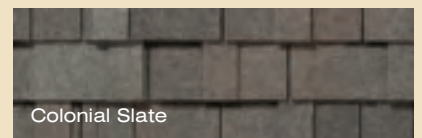
### Color Availability



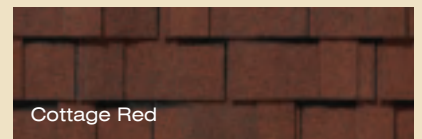
Burnt Sienna




Charcoal Black




Colonial Slate



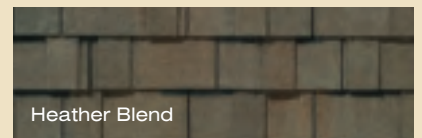
Cottage Red



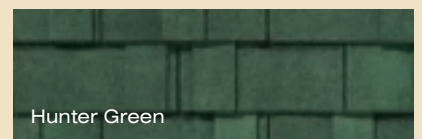
Driftwood




Georgetown Gray



Heather Blend



Hunter Green



Weathered Wood

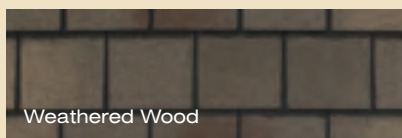


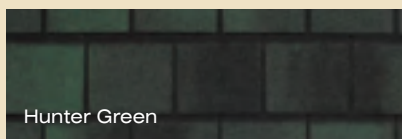
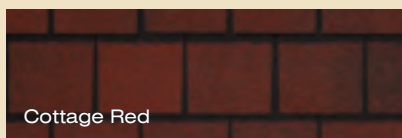
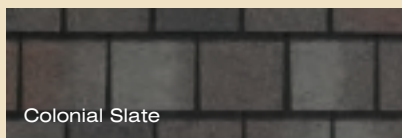


## DESIGNER SHINGLES

Shown in Tudor Brown

# Hatteras®

### Color Availability



- Oversized extra-heavy fiber glass mat with dual stripes of CertaSeal™ Plus advanced modified sealant
- Deep shadow lines create look of natural slate
- 235 lbs. per square
- Lifetime limited transferable warranty\*
- 10-year StreakFighter™ warranty
- 10-year SureStart™ protection
- 15-year 110 mph wind-resistance warranty
- Wind warranty upgrade to 130 mph available. CertainTeed starter and CertainTeed hip and ridge required
- High-Performance Starter and hip and ridge accessory available (see details in back of brochure)

*\* See warranty for specific details and limitations.*

CertainTeed products are tested to ensure the highest quality and comply with the following industry standards:

#### Fire Resistance:

- UL Class A
- UL certified to meet ASTM D3018 Type 1

#### Wind Resistance:

- UL certified to meet ASTM D3018 Type 1
- ASTM D3161, Class F, 110 mph wind resistance

#### Tear Resistance:

- UL certified to meet ASTM D3462
- CSA standard A123.5


#### Wind Driven Rain Resistance:

- Miami-Dade Product Control Acceptance

#### Quality Standards:

- ICC-ES-ESR-1389

## TRADITIONAL SHINGLES



In addition to a full contingent of luxury and designer shingles (architectural shingles), CertainTeed features the industry's broadest line of traditional shingles (3-tab shingles). They're all designed for long-lasting performance and durability.

### CertainTeed **EXTRA TOUGH 25**

- Fiber glass composition
  - Designed for long-lasting performance and durability
  - 205 lbs. per square
  - 25-year limited transferable warranty\*
  - 10-year StreakFighter™ warranty
  - 5-year SureStart™ protection
  - 5-year 60 mph wind-resistance warranty
- \* See warranty for specific details and limitations.

CertainTeed products are tested to ensure the highest quality and comply with the following industry standards:

#### Fire Resistance:

- UL Class A
- UL certified to meet ASTM D3018 Type 1

#### Wind Resistance:

- UL certified to meet ASTM D3018 Type 1
- ASTM D3161 wind resistance

#### Tear Resistance:

- UL certified to meet ASTM D3462
- CSA standard A123.5

#### Wind Driven Rain Resistance:

- Miami-Dade Product Control Acceptance

#### Quality Standards:

- ICC-ES-ESR-1389

Black	Oakwood
Black Pepper	Sea Green
Brick Red	Slate Gray
Chestnut Brown	Star White
Gray Frost	Timber Blend
Moire Black	Weathered Wood
Nantucket Gray	

### CertainTeed **EXTRA TOUGH 30**

- Fiber glass composition
  - Designed for long-lasting performance and durability
  - 215 lbs. per square
  - 30-year limited transferable warranty\*
  - 10-year StreakFighter™ warranty
  - 5-year SureStart™ protection
  - 5-year 70 mph wind-resistance warranty
- \* See warranty for specific details and limitations.

CertainTeed products are tested to ensure the highest quality and comply with the following industry standards:

#### Fire Resistance:

- UL Class A
- UL certified to meet ASTM D3018 Type 1

#### Wind Resistance:

- UL certified to meet ASTM D3018 Type 1
- ASTM D3161 wind resistance

#### Tear Resistance:

- UL certified to meet ASTM D3462
- CSA standard A123.5

#### Wind Driven Rain Resistance:

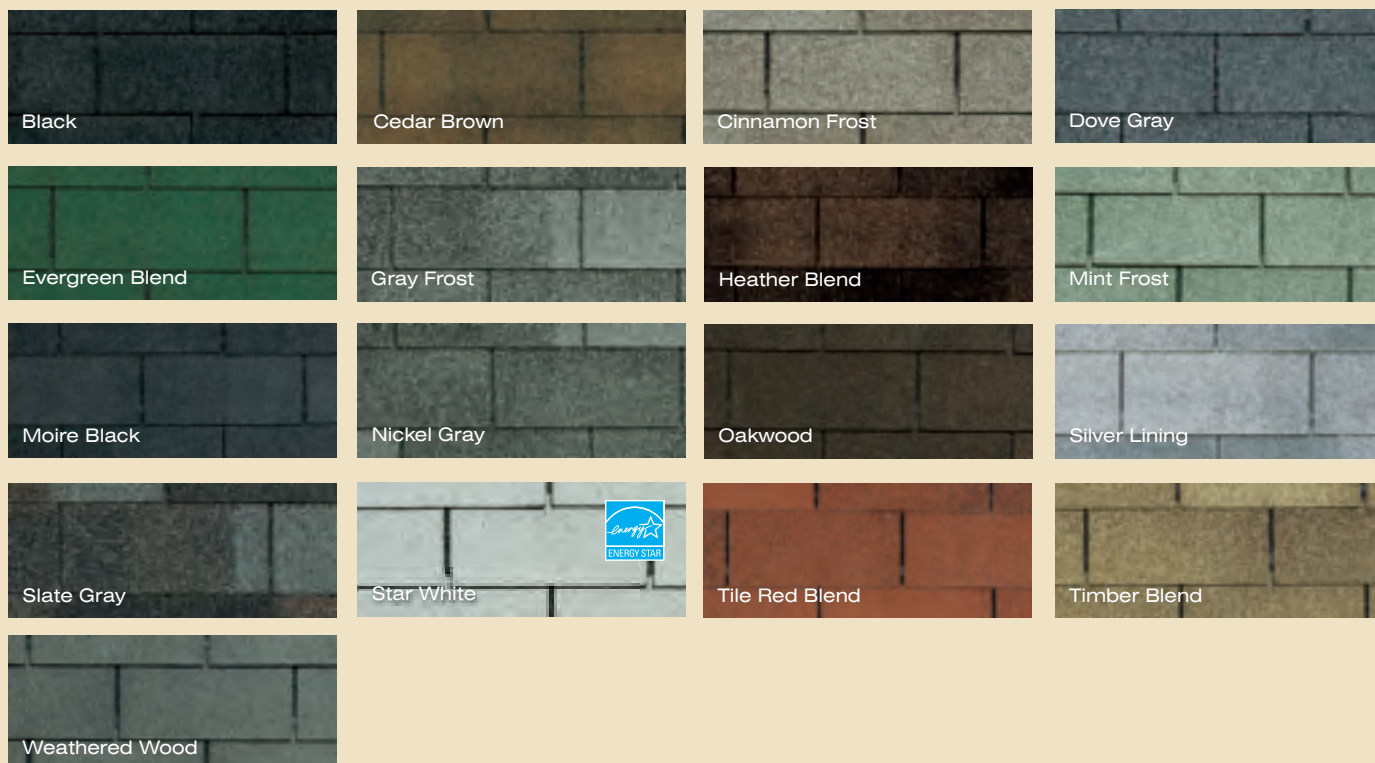
- Miami-Dade Product Control Acceptance

#### Quality Standards:

- ICC-ES-ESR-1389

Black	Slate Blende
Gray Frost	Star White
Moire Black	Timber Blend
Nickel Gray	Weathered Wood





In addition to a full contingent of luxury and designer shingles (architectural shingles), CertainTeed features the industry's broadest line of traditional shingles (3-tab shingles). They're all designed for long-lasting performance and durability.

## CT™ 20

- Fiber glass composition
  - 195 lbs. per square
  - 20-year limited transferable warranty\*
  - 3-year SureStart™ protection
  - 5-year 60 mph wind-resistance warranty
- \* See warranty for specific details and limitations.

CertainTeed products are tested to ensure the highest quality and comply with the following industry standards:

### Fire Resistance:

- UL Class A
- UL certified to meet ASTM D3018 Type 1

### Wind Resistance:

- UL certified to meet ASTM D3018 Type 1
- ASTM D3161 wind resistance

### Tear Resistance:

- UL certified to meet ASTM D3462
- CSA standard A123.5

### Wind Driven Rain Resistance:

- Miami-Dade Product Control Acceptance

### Quality Standards:

- ICC-ES-ESR-1389

Cedar Brown  
Dove Gray  
Moire Black  
Weathered Wood

## CertainTeed **XT™ 25**

- Fiber glass composition
  - 205 lbs. per square
  - 25-year limited transferable warranty\*
  - 10-year StreakFighter™ warranty
  - 5-year SureStart™ protection
  - 5-year 60 mph wind-resistance
- \* See warranty for specific details and limitations.

CertainTeed products are tested to ensure the highest quality and comply with the following industry standards:

### Fire Resistance:

- UL Class A
- UL certified to meet ASTM D3018 Type 1

### Wind Resistance:

- UL certified to meet ASTM D3018 Type 1
- ASTM D3161 wind resistance

### Tear Resistance:

- UL certified to meet ASTM D3462
- CSA standard A123.5

### Wind Driven Rain Resistance:

- Miami-Dade Product Control Acceptance

### Quality Standards:

- ICC-ES-ESR-1389

Black  
Cedar Brown  
Cinnamon Frost  
Dove Gray  
Evergreen Blend  
Gray Frost  
Heather Blend  
Mint Frost  
Moire Black  
Nickel Gray  
Oakwood  
Silver Lining  
Slate Gray  
Star White  
Tile Red Blend  
Timber Blend  
Weathered Wood

## CertainTeed **XT™ 30**

- Fiber glass composition
  - 215 lbs. per square
  - 30-year limited transferable warranty\*
  - 10-year StreakFighter™ warranty
  - 5-year SureStart™ protection
  - 5-year 70 mph wind-resistance warranty
  - Impact Resistant version available (select colors)
- \* See warranty for specific details and limitations.

CertainTeed products are tested to ensure the highest quality and comply with the following industry standards:

### Fire Resistance:

- UL Class A
- UL certified to meet ASTM D3018 Type 1

### Wind Resistance:

- UL certified to meet ASTM D3018 Type 1
- ASTM D3161 wind resistance

### Tear Resistance:

- UL certified to meet ASTM D3462
- CSA standard A123.5

### Wind Driven Rain Resistance:

- Miami-Dade Product Control Acceptance

### Quality Standards:

- ICC-ES-ESR-1389

Black  
Cedar Brown  
Cinnamon Frost  
Dove Gray  
Moire Black  
Nickel Gray  
Oakwood  
Silver Lining  
Slate Gray  
Star White  
Timber Blend  
Weathered Wood

# SELECTION GUIDE

Shingle  
Construction  
and Description

Weight  
(lbs. per square)

UL Class A Fire  
Resistance Rating







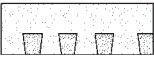
UL Certified to Meet  
ASTM D3462

UL Certified to  
Meet ASTM D3018  
Type 1


UL 2218 Impact  
Resistance Rating

ASTM D3161 Wind  
Resistance









## LUXURY SHINGLES

Grand Manor		Two full-size, fiber glass base shingles with randomly applied tabs; Authentic depth and dimension of natural slate; Virtual five-layer coverage when applied	425	✓	✓	✓	Class 2	Class F, 110 mph
Carriage House		Two full-size, fiber glass base shingles; Unique chamfered cut for scalloped appearance; Four-layer coverage when applied	355	✓	✓	✓	Class 1	Class F, 110 mph
Presidential Shake TL		Three-piece laminated fiber glass construction; Distinctive sculpted, rustic look	480	✓	✓	✓		Class F, 110 mph
Presidential Shake Impact Resistant Version Available		Two-piece laminated fiber glass base construction; Distinctive sculpted, rustic look	355	✓	✓	✓	Class 4	Class F, 110 mph
Presidential Solaris		Two-piece laminated fiber glass base construction; Distinctive sculpted, rustic look 	355	✓	✓	✓		Class F, 110 mph
Landmark TL		Three-piece laminated fiber glass construction; Rustic appearance of hand-split wood shakes	305	✓	✓	✓		Class F, 110 mph


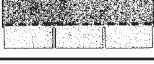

## COMPOSITE SLATE

Symphony		A specially-engineered composite roofing shingle that mimics the look and feel of natural slate; Lighter and more durable than natural slate; exceptional UV fade-resistant surface technology	varies	✓***			Class 4	90 mph
----------	--	--	--------	------	--	--	---------	--------

## DESIGNER SHINGLES

Landmark Pro		Two-piece laminated fiber glass base construction; Classic shades and dimensional appearance of natural wood or slate	250	✓	✓	✓		✓
Landmark Premium		Two-piece laminated fiber glass base construction; Classic shades and dimensional appearance of natural wood or slate	300	✓	✓	✓		✓
Landmark		Two-piece laminated fiber glass base construction; Classic shades and dimensional appearance of natural wood or slate	240	✓	✓	✓		✓
Landmark Solaris Impact Resistant Version Available		Two-piece laminated fiber glass base construction; Classic shades and dimensional appearance of natural wood or slate 	250	✓	✓	✓	Class 4	✓
Highland Slate Impact Resistant Version Available (select colors)		Single layer fiber glass base construction; Blended shades and dimensional appearance of natural slate	240	✓	✓	✓	Class 4	Class F, 110 mph
Independence		One full-size, fiber glass base shingle with randomly applied tabs; Deep shadow lines and random tabs create a distinct dimensional look	250	✓	✓	✓	Class 1	✓
Hatteras		Oversized extra-heavy fiber glass mat with dual stripes of CertaSeal Plus advanced modified sealant; Deep shadow lines create look of natural slate	235	✓	✓	✓		Class F, 110 mph

## TRADITIONAL SHINGLES

XT 30 Impact Resistant Version Available		Fiber glass composition; Designed for long-lasting performance and durability	215 240	✓ ✓	✓ ✓	✓ ✓	Class 4	✓
XT 25		Fiber glass composition; Designed for long-lasting performance and durability	205	✓	✓	✓		✓
CT 20		Fiber glass composition; Designed for long-lasting performance and durability	195	✓	✓	✓		✓



Miami-Dade Product Control Acceptance	Conforms To CSA Standard A123.5 - 98 (&-05)	Limited Transferable Warranty Against Manufacturing Defects On Residential Applications <small>*50-Year on Group-owned or Commercial Applications</small>	StreakFighter Warranty <small>(where available)</small>	SureStart Protection	Wind-Resistance Warranty <small>Upgraded wind warranty available. See warranty for details and limitations</small>	Shingle Size	Bundles Per Square
✓	✓	Lifetime*	15-year	10-year	15-year 110 mph **	18" x 36" 8" Exposure	5
✓	✓	Lifetime*	15-year	10-year	15-year 110 mph **	18" x 36" 8" Exposure	5
✓	✓	Lifetime*	15-year	10-year	15-year 110 mph **	14 1/4" x 40" 4" Exposure	6
✓	✓	Lifetime*	15-year	10-year	15-year 110 mph **	14 1/4" x 40" 4" Exposure	5
✓	✓	Lifetime*	15-year	10-year	15-year 110 mph **	14 1/4" x 40" 4" Exposure	5
✓	✓	Lifetime*	15-year	10-year	15-year 110 mph **	13 1/4" x 40" 5 5/8" Exposure	4
		50-year		7-year	5-year 90 mph	18" x 6", 9" & 12"	varies
	✓	Lifetime*	15-year	10-year	15-year 110 mph **	13 1/4" x 38 3/4" 5 5/8" Exposure	3
	✓	Lifetime*	15-year	10-year	15-year 110 mph **	13 1/4" x 38 3/4" 5 5/8" Exposure	4
	✓	Lifetime*	10-year	10-year	15-year 110 mph **	13 1/4" x 38 3/4" 5 5/8" Exposure	3
✓	✓	Lifetime*	15-year	10-year	15-year 110 mph **	13 1/4" x 38 3/4" 5 5/8" Exposure	3
✓	✓	Lifetime*	15-year	10-year	15-year 110 mph **	18" x 36" 8" Exposure	3
	✓	Lifetime*	15-year	10-year	15-year 110 mph **	12" x 36" 5" Exposure	4
✓	✓	Lifetime*	10-year	10-year	15-year 110 mph **	18" x 36" 8" Exposure	3
✓	✓	30-year	10-year	5-year	5-year 70 mph	12" x 36" 5" Exposure	3
✓	✓	25-year	10-year	5-year	5-year 60 mph	12" x 36" 5" Exposure	3
✓	✓	20-year		3-year	5-year 60 mph	12" x 36" 5" Exposure	3

### High-Performance Starter

Starter Course shingle specifically for use with Grand Manor, Highland Slate and Hatteras—and the only approved installation alternative to using the shingles themselves.

- 10" x 36", 102 lineal ft. per bundle, 34 shingles per bundle
- Provides labor and cost savings by not cutting shingles
- Dual sealant strip for increased wind resistance
- Better look with straight factory-cut eave edge

### Presidential Starter

Required for Presidential Shake TL and Presidential Shake applications.

- 13 1/4" x 40" (required double layer), 36.5 lineal ft. per bundle (based on 2-layer application), 22 shingles per bundle
- Two layers of straight factory-cut eave edge
- Available in the entire Presidential Shake TL and Presidential Shake color line
- Assures Class A fire rating
- Saves significant installation time

### Symphony Hip and Ridge

- Full line of hip and ridge accessories to complement and enhance the slate-inspired look of Symphony.

### Shangle Ridge Accessory

- Hip and ridge for Grand Manor, Carriage House and Highland Slate; 10 lineal ft. per bundle; 15 shingles per bundle

### Shadow Ridge

- Hip and ridge for Presidential TL, Presidential, Landmark TL, Landmark Series and Independence; 30 lineal ft. per bundle; 24 shingles per bundle

### Solaris Hip and Ridge

- Used for hip and ridge capping
- Matches Landmark Solaris shingle colors
- Covers 33.75 lineal ft. per bundle; 24 shingles per bundle

### Cedar Crest

- Hip and ridge for Landmark Series, Landmark TL, Presidential Shake, Presidential Shake TL, Highland Slate and Hatteras; 20 lineal ft. per bundle

## HIP AND RIDGE ACCESSORIES




### Shangle® Ridge Accessory

- Hip and ridge capping
- Two full layers
- 12" width allows application over standard ridge vents
- Full 8" exposure
- Matches all Grand Manor, Highland Slate and Carriage House colors
- Algae resistant




### Shadow Ridge

- Used for hip and ridge capping
- Single-layer coverage for product versatility
- Sealant strip for maximum adherence
- Dimensions are 12" x 12", with a 5" exposure
- Can be used on shingle-over vents or directly over centerline of hip or ridge
- Available in complementary product colors (see individual Roofing Plant Catalogs for color availability)




### Solaris Hip and Ridge

- Used for hip and ridge capping
- Matches Landmark Solaris shingle colors
- Covers 33.75 lineal feet per bundle; 24 shingles per bundle



### Cedar Crest

- Dimensions are (overall) 12" x 36", separated into individual pieces 12" x 12", with an 8" exposure
- Covers 20 linear feet per bundle
- Matches Landmark Series, Landmark TL, Presidential Shake, Presidential Shake TL, Highland Slate and Hatteras colors



### Symphony

- Used for hip and ridge capping
- Matches Symphony colors

## Integrity Roof System™



A systems approach combines high-performance components – underlayments, shingles, accessory products and ventilation – to make the Integrity Roof System a complete roofing solution. When you choose an Integrity Roof System, you gain the advantage of having CertainTeed as your single manufacturing source to stand behind its roof system components.

### Hip & Ridge Accessories

Accessory shingles are used to finish the hips and ridges of the roof and are designed to complement the appearance of CertainTeed shingles.

### CertainTeed Shingles

High-quality shingles available in a wide variety of styles and colors, covered by the strongest warranty in the business. Flintlastic® roll roofing products are also available for flat roof areas.

### Roofers' Select™ or DiamondDeck™

High-performance underlayment provides a protective water-resistant layer over the roof deck and a secondary barrier against leaks.

### WinterGuard™

Waterproofing shingle underlayment prevents leaks from wind-driven rain and ice dams in vulnerable areas.

### Starter Shingles

Starter shingles are designed to work specifically with each different type of CertainTeed shingle for maximum performance.



## StreakFighter™ algae resistance protection

What is StreakFighter? It's a special feature that protects a wide range of CertainTeed shingles from the streaking, spotting and discoloration caused by airborne algae. StreakFighter helps safeguard a roof's beauty, especially in humid areas.

## SureStart™ protection

Because CertainTeed roofing products are manufactured to the highest quality standards, we confidently include the additional assurance of SureStart™ protection with all CertainTeed shingles. SureStart provides the strongest protection you can get in the vital early years after your new roof has been installed.

Simply put, if a manufacturing defect is discovered during the SureStart period, CertainTeed will provide reimbursement of 100% of the cost of the shingles and labor to repair the defective shingles or apply new shingles to replace the defective shingles. See actual warranty for details and limitations.

## Roofers' Select™

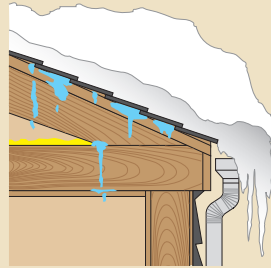
This revolutionary high-performance underlayment combines new technology with the best attributes of true 15 and 30 lb. felt.

- Lays flat and is extremely resistant to wrinkling
- Reduces the likelihood of slipping for increased safety
- Doesn't tear away from fasteners when walked on or in strong wind
- Meets underlayment requirements for the CertainTeed Integrity Roof System™

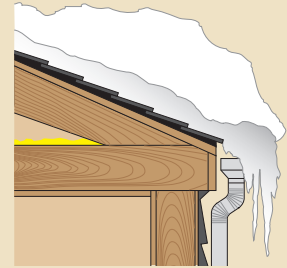
## DiamondDeck™

DiamondDeck™ is a synthetic, scrim-reinforced, water-resistant underlayment that can be used beneath shingle, shake, metal, or slate roofing. It is manufactured to provide best-in-class performance in terms of both weather protection and contractor safety. 10-square roll (4-foot wide and 250-foot long) is easier to handle and faster to apply than standard felt rolls.

## WinterGuard™



When snow and ice melt, trapped water can infiltrate to damage the roof deck and building interior.



WinterGuard is installed under shingled roofing to prevent water damage from ice dams, as well as wind-driven rain.

WinterGuard Sand and WinterGuard Granular are designed for use on roof decks as a waterproofing underlayment beneath shingle, slate and tile roofs to prevent leakage due to water backup from ice dams or wind-driven rain. WinterGuard HT, an advanced waterproofing underlayment, is specially formulated to resist high roof temperatures and is the only WinterGuard product to be warranted for use under metal roofs. WinterGuard is most commonly used in critical areas such as roof eaves, valleys and low-slope applications.

WinterGuard is classified by Underwriters Laboratories (UL) to be a suitable underlayment for use in any UL Class A, B or C fire rated shingle system, and it is manufactured to meet ASTM D1970.

*For specific details and limitations, refer to the actual product warranties.*

## MetaLayment™ Self-Adhering Metal Underlayment

MetaLayment™ has a tough, tear-resistant film on its top surface that will not scratch roofing metal applied over it. The adhesive bottom surface of MetaLayment is protected with a disposable silicone-coated release film, which is split longitudinally down the middle for easier application. Manufactured to meet ASTM D1970.

**CertainTeed**  
SAINT-GOBAIN


# easy selection

## What's behind our #1 rating?

Builders and remodelers across America know certain things to be true of CertainTeed. For starters, we've been in the roofing business for over 100 years. We have thousands of satisfied homeowners. The process of building that satisfaction begins the moment you turn to us.

CertainTeed offers you the broadest range of color and style choices. But you'll see it's not style over substance. You'll get a roof that's made from the highest quality materials and backed by a strong warranty program. It's our promise to you: quality made certain, satisfaction guaranteed.




## Color Companion Products™



With CertainTeed Flintlastic® SA, you can coordinate flat roof areas like carports, canopies and porches with your main roof. Flintlastic SA is a self-adhering low slope roofing product available in eight colors that match some of the most popular CertainTeed shingles. Ask your contractor for more information.



# #1 rating



# long-term protection



## Reaching for the ENERGY STARS.

As a 2012 ENERGY STAR Sustained Excellence

recipient for Energy Management, we are proud of our commitment to designing high quality, sustainable roofing products.

## You've got questions?

For answers, or to find the professional contractor nearest you, call our Consumer Hotline at 800-782-8777.

## Products available in areas shown



*NOTE: Due to limitations of printing reproduction, CertainTeed can not guarantee the identical match of the actual product color to the graphic representations throughout this publication.*

## ASK ABOUT ALL OF OUR OTHER CERTAINTEED® PRODUCTS AND SYSTEMS:

ROOFING • SIDING • TRIM • DECKING • RAILING • FENCE • FOUNDATIONS  
GYPSUM • CEILINGS • INSULATION • PIPE

[www.certainteed.com](http://www.certainteed.com) <http://blog.certainteed.com>

CertainTeed Corporation  
P.O. Box 860  
Valley Forge, PA 19482

Professional: 800-233-8990  
Consumer: 800-782-8777

© 2013 CertainTeed Corporation, Printed in U.S.A.  
Code No. 20-20-1701

